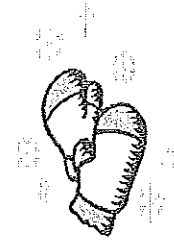


# Haddam Elementary School Dolphin Times



JANUARY 2010

---

DR. JANICE HARRIS  
PRINCIPAL

## NOTES FROM THE PRINCIPAL

Happy New Year to all! I hope that you each had a delightful vacation. It is great to be back to school with all the energy and enthusiasm that a new year brings. I am still amazed at how our community pulled together at the end of last year to raise money for the "Operation Home for the Holidays". Based on your generosity, we were able to give \$1,650 to this campaign! Attached to this newsletter is a signed "thank you" to families from the HES Staff.

With the cold start to the year, we have been asked about our outdoor recess policy so that parents can anticipate how to dress their children. Our policy is that if the temperature is above 20 degrees (including wind chill) with no precipitation, the children will go outside. When there is snow on the ground, all students will use the lower field blacktop. If they are wearing gloves, snow pants and boots, they will be allowed to go in the snow-covered field area.

Speaking of snow, the 4<sup>th</sup> grade students got a warm reception from their schoolmates when they sang the delightfully upbeat song "No School Tomorrow, If It Snows". I wonder why? ☺ Mrs. Mortensen, our music teacher, has actually posted this song being performed during the December chorus concert on her webpage. The students did a great job with their concert performance!

Thanks to the PTO Cultural Arts committee, we had a motivating assembly last month featuring a "Yo-Yo Master" & "N.E.D."—a character representing important ideas for students: Never Give Up, Encourage Others & Do Your Best. The yo-yo tricks and stories were entertaining and the message was inspiring. When the weather improves, students will have an opportunity to use yo-yos in designated areas on the playground. We appreciate the PTO's generous donation of two dozen yo-yos for our recess playgrounds.

This month we look forward to seeing you at the PTO meeting scheduled for Thursday, January 14<sup>th</sup> @ 6:45pm. The School Advisory Team will hold office hours from 6:00-6:30pm prior to the meeting. (Information about the work of the School Advisory Team can be found on our school website under school policies and procedures.) Please be reminded that January 19<sup>th</sup> and January 20<sup>th</sup>, we will have early dismissal—1:05pm. Teachers will engage in professional development and assessment/portfolio reviews on these days. At the end of that week on January 21<sup>st</sup> and 22<sup>nd</sup>, we will be registering our incoming Kindergartners! I can't believe how time flies! We look forward to seeing you on one of those days if you have a child who will be 5 years old this year.

Have a great 2010!

## PARENTS OF 3 AND 4 YEAR OLDS



There will be some openings available for active, talkative children to enroll in Region #17's Special Needs Integrated Preschool Programs for the 2010 - 2011 school year. The children would be role models, as well as enjoy and grow from the learning experiences provided. Both programs are housed at Burr Elementary School. There are two sessions: 8:35 a.m. to 11:55 a.m., and 12:00 p.m. to 3:20 p.m.. The morning class is primarily for three year olds and the afternoon class is for the four year olds. The classes are held Monday, Tuesday, Thursday, and Friday. The role model students would be enrolled two days per week. Anyone interested in taking advantage of this unique opportunity, please submit in writing to Mary Spielman or Jen Dorau at Burr Elementary School, the following information before January 22nd. **Name of child, Date of birth, Home address, and Telephone number.** During the last week of January you will receive a note inviting your child to visit the classroom on February 10th. After all the visitations have taken place, you will receive a letter during the week of February 22nd stating whether your child is enrolled. All of the children are selected using a lottery system thus keeping the selection process fair to everyone. Transportation will not be provided for the role model children. Thank you. Mrs. Mary Q. Spielman, Preschool Teacher, Ms. Jen Dorau, Preschool Teacher.



## Don't FORGET! ABSENCES AND TARDIES

Reminder that according to the Board of Education Policy, Section 5113(b), the school needs to be called on the day your child is absent from school. If no contact is made, then by the 3<sup>rd</sup> day after an absence or tardy, parents/guardians should follow up with a note. According to Section 5113.2(a) when a student has 4 unexcused absences in one month or 10 unexcused absences in a school year, a student is considered truant.



## INCOMING KINDERGARTEN REGISTRATION

Registration for students who will be entering kindergarten in Regional District 17 schools in 2010 will be held on Thursday, January 21 from 9am-7pm and Friday, January 22 from 9am to 3pm. Children do not need to be present at the time of registration. Incoming kindergarteners in 2010 must reach their 5<sup>th</sup> birthday by December 31, 2010. Birth certificates must be presented before students start school. Proof of residency is also required, ie. Utility bill, tax bill, etc. Please bring them at the time of registration if possible. Parent orientation and school visitation dates will be provided at registration.

## FROM THE SCHOOL NURSE

Welcome back families! We hope you had a relaxing holiday season, and we are now going to be getting back into the swing of things here in 2010.

A couple of reminders

1. Any party your child's class is having, please give a **24 hour** notice if you are planning on bringing any food product. Each class has individual rules for parties, so please check with your child's teacher before planning on bringing ANY food item. I also need to be made aware the day before. I appreciate your cooperation.
2. Also, please remember that if your child has a fever, diarrhea, vomiting, they cannot return to school until they have been free of those symptoms for **24 hours** without the use of medication. Also, if your child is on an antibiotic, please notify me, and we can talk about whether or not your child may need to stay home for 24 hours before returning to school. It will depend on what the antibiotic is for.
3. Please remember to send your child dressed appropriately for the day's weather. Our school can be on the cool side first thing in the morning and our hallways are not well heated. Please make sure your child also has a coat, hat, and gloves if they are planning to go outside for recess.
4. Please consider sending your child a bottle of water with them to school every day. Water will help with headaches, stomach aches, coughs, dry throats, etc. Having their own water bottle to drink from all day will help keep them healthy and in class.
5. If your child needs to take a medication during school hours, please remember that I **MUST** have a written doctor's permission to give the medication. The form is called "Authorization for the Administration of Medicine by School Personnel". Most doctor offices have these forms readily available, but if not, I have some in my office that I can give to you. Even if the medication is something over the counter like Benadryl, Tylenol, Motrin, or Tums, I still need the form. I am sorry for any inconvenience. If you have questions, please call me.
6. If medications does need to be given in school, please also remember that your child cannot transport the medication to school. A parent, guardian, or adult over the age of 18 are the only ones allowed to bring a medication to the school for the child. This goes for sending it home as well. The front office is open from 8am-4:30pm if you need to drop it off before I get here. The front office personnel can make sure I get the medication and/or note from the doctor.
7. I am still in need of clothing to keep in the office. I do recommend that K-2 children carry an extra pair of at least pants, socks and underwear that can be stored either in their bookbag or in their classroom (teacher permitting). I am in need of: boys underwear, all sizes, socks, all sizes, pants – size 6-12 for girls, pants size 10-14 for boys. I appreciate any donations you may be able to spare.

Happy new year to all of you and welcome back! We are looking forward to have happy, healthy second semester.

--Jennifer Pletcher, RN



## IMPORTANT DATES

JANUARY 14	PTO, 6:45 PM / ALL PURPOSE ROOM
JANUARY 15	MOVIE NIGHT
JANUARY 18	MARTIN LUTHER KING DAY – NO SCHOOL
JANUARY 19 & 20	EARLY DISMISSAL – ALL STUDENTS
JANUARY 21 & 22	KINDERGARTEN REGIST. ; 9AM-7PM & 9AM-3PM
JANUARY 22	FAMILY NIGHT; 4-8PM; ALL PURPOSE ROOM
JANUARY 25	CULTURAL ARTS - GYM

### REMINDER

In the event of an evacuation in which students and staff must leave the school premises, we have two locations that we are authorized to use. One is the United Methodist Church next door and the other is the Town Garage. The EMERGENCY LINE TELEPHONE NUMBER is 345-8526.



HES Staff

would like to thank all the parents who donated to "Operation Home for the Holidays" in lieu of holiday gifts.

Our Best Wishes to You and Yours!

- Betsy Pflanz  
 Robert Loney  
 Celeste Paruca  
 Jeanmarie Faurie  
 Kim Gray  
 Cindy Mortensen  
 Nancy Ann Smith  
 Gustafson  
 Joos Schenberg  
 Deborah Goodrich  
 Ruth Masca  
 Charlene Reynolds  
 Janice Harris  
 Becky Smith  
 Sandra Brown  
 Jennifer Leavitt  
 Denise Buckley  
 Janet Hill  
 Sandy Adams  
 Donna Pecoras  
 Pat Meanwell  
 Marlon French  
 Joan Smith  
 Eileen Grunenwall  
 Gail Raczka  
 Donna Jones  
 Viter Pomer

# ★ Recipes for Success

Practical Activities to Help Your Child Succeed

Haddam Elementary School  
Principal

## READING Pass It On

Everyone in the family takes a turn reading with this fun activity.

**Ingredients:** storybook, paper, pencil

Choose a book the entire family will enjoy. Then, brainstorm 15 instructions with your child. Examples: Pass to any other reader; sing a song while passing to your left; pass to your right while standing on one leg. Write each instruction on a slip of paper and put the slips in a bowl.

Then, pick someone to read the first page of the book aloud. That person draws a slip and passes the book according to the instructions. (Return used slips to the bowl.)

Continue drawing slips and passing the book until you finish the story.

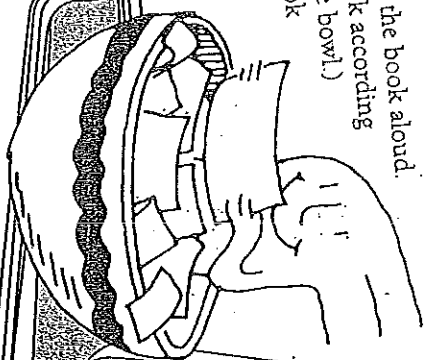
## WRITING Stories with a Twist

Encourage your youngster to stretch her writing muscles by giving stories a new twist.

**Ingredients:** favorite story, paper, pencil

Together read one of your child's favorite stories, such as "Goldilocks and the Three Bears." When you finish, work together to rewrite the story with a different setting. Perhaps it could take place in another country or in the middle of a big city. Ask your youngster to think about how the setting will change the story. Example: If the three bears live in an apartment, how will Goldilocks get inside?

Invite your child to share her new story with the rest of the family at dinnertime.



## SPELLING Picture This!

Your child can practice spelling and phonics by making these spelling pictures.

**Ingredients:** spelling list, old magazines, scissors, paper, glue or tape

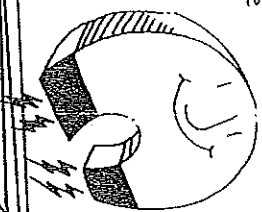
Let your child cut out magazine pictures that start with each letter of his spelling words. Example: For "cat" he could use a (c)ar, an (a)pple, and a (t)rain. Have him glue the pictures on a piece of paper and write each letter of the spelling word under the pictures.

*Variation for older children:* Glue the pictures on separate pieces of paper. Then, scramble the pictures for a word and have your youngster put them in order.

## SCIENCE

Have your child pretend she is a magnet. Can she find three things she would stick to? Examples: soup can, paper clip. Can she think of three things she wouldn't stick to (crayon, comb)?

Let her use a refrigerator magnet to check her guesses.



## Refrigerator Poster

Just hang your Recipes poster on the refrigerator and sneak in an activity when you have a few minutes. These fun activities will help develop school success and positive behavior. Check off each box as you complete the "recipe."

## SOCIAL STUDIES

Ask your child to look up your state flower in an encyclopedia. Let him draw the flower on paper and cut it out. Tape on a drinking straw "stem." He can make a bouquet by adding flowers from states he would like to visit.

