

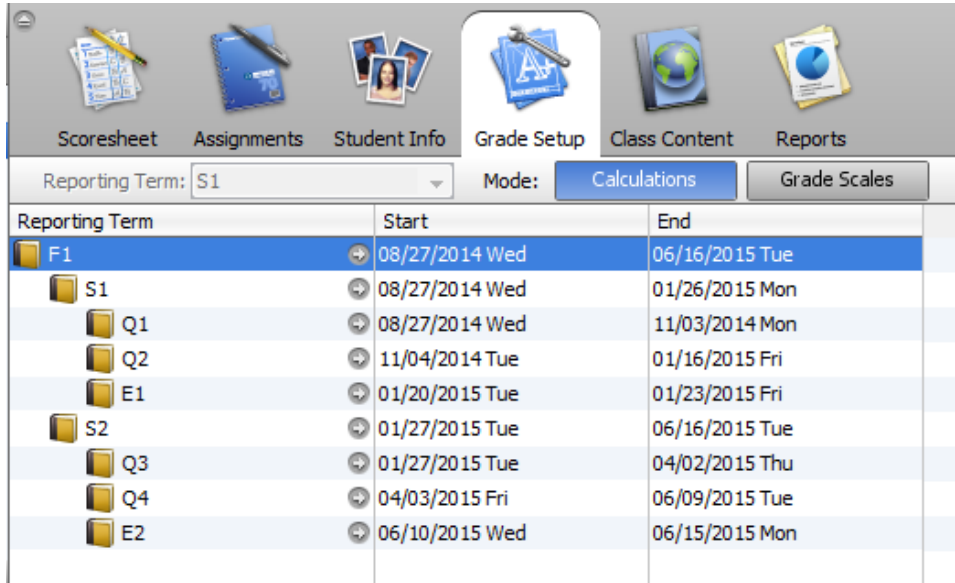
## Grade Calculations

### Term Weights

Please use these directions to set-up your TERM WEIGHTS in F1 (Final Grade).

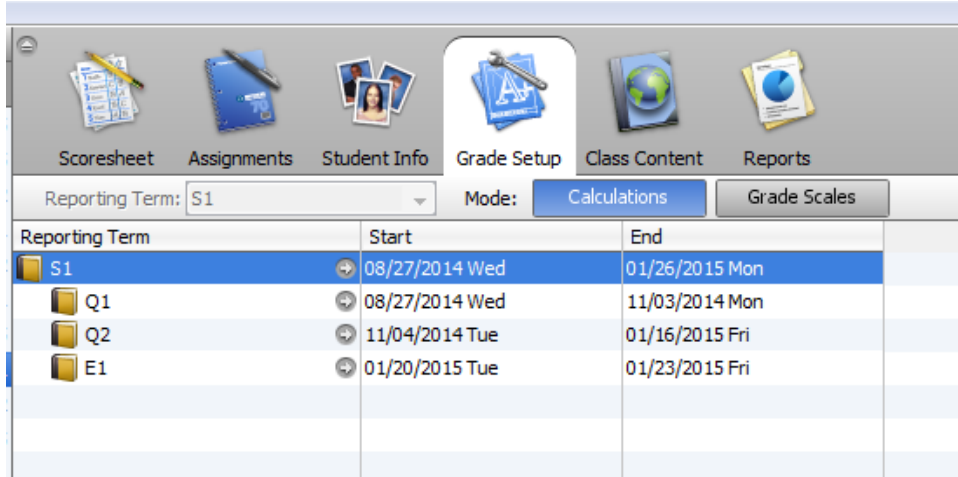
### Term Weights Setup:

1. On the Grade Setup tab in PowerTeacher, double click on the F1 for the full year classes and S1 or S2 on the semester classes. **Important- On full year class's disregard editing the S1 and S1 term only F1.**



The screenshot shows the PowerTeacher Grade Setup interface. The 'Reporting Term' dropdown is set to 'S1', and the 'Mode' is set to 'Calculations'. The table below displays the reporting terms and their corresponding start and end dates.

Reporting Term	Start	End
F1	08/27/2014 Wed	06/16/2015 Tue
S1	08/27/2014 Wed	01/26/2015 Mon
Q1	08/27/2014 Wed	11/03/2014 Mon
Q2	11/04/2014 Tue	01/16/2015 Fri
E1	01/20/2015 Tue	01/23/2015 Fri
S2	01/27/2015 Tue	06/16/2015 Tue
Q3	01/27/2015 Tue	04/02/2015 Thu
Q4	04/03/2015 Fri	06/09/2015 Tue
E2	06/10/2015 Wed	06/15/2015 Mon




The screenshot shows the PowerTeacher Grade Setup interface. The 'Reporting Term' dropdown is set to 'S1', and the 'Mode' is set to 'Calculations'. The table below displays the reporting terms and their corresponding start and end dates.

Reporting Term	Start	End
S1	08/27/2014 Wed	01/26/2015 Mon
Q1	08/27/2014 Wed	11/03/2014 Mon
Q2	11/04/2014 Tue	01/16/2015 Fri
E1	01/20/2015 Tue	01/23/2015 Fri

Scoresheet             Assignments             Student Info <b>Grade Setup</b> Class Content             Reports		
Reporting Term:	S2	Mode: <b>Calculations</b> Grade Scales
Reporting Term	Start	End
S2	01/27/2015 Tue	06/16/2015 Tue
Q3	01/27/2015 Tue	04/02/2015 Thu
Q4	04/03/2015 Fri	06/09/2015 Tue
E2	06/10/2015 Wed	06/15/2015 Mon

2. You MUST select " Term weights/Standard Weights (second bullet) Points, Term Weights/Standard Weights, or Category Weights.



Calculate F1 final grade using: copy

Total points Number  
 **Term Weights / Standards Weights**  
 Category Weights


Name	W

3. Make sure F1, S1, or S2 are set to Term Weights/Standard Weights and the percentages are entered correctly.

Choose only from the percentages listed below.

20/20/10/20/20/10 for full year classes

F1

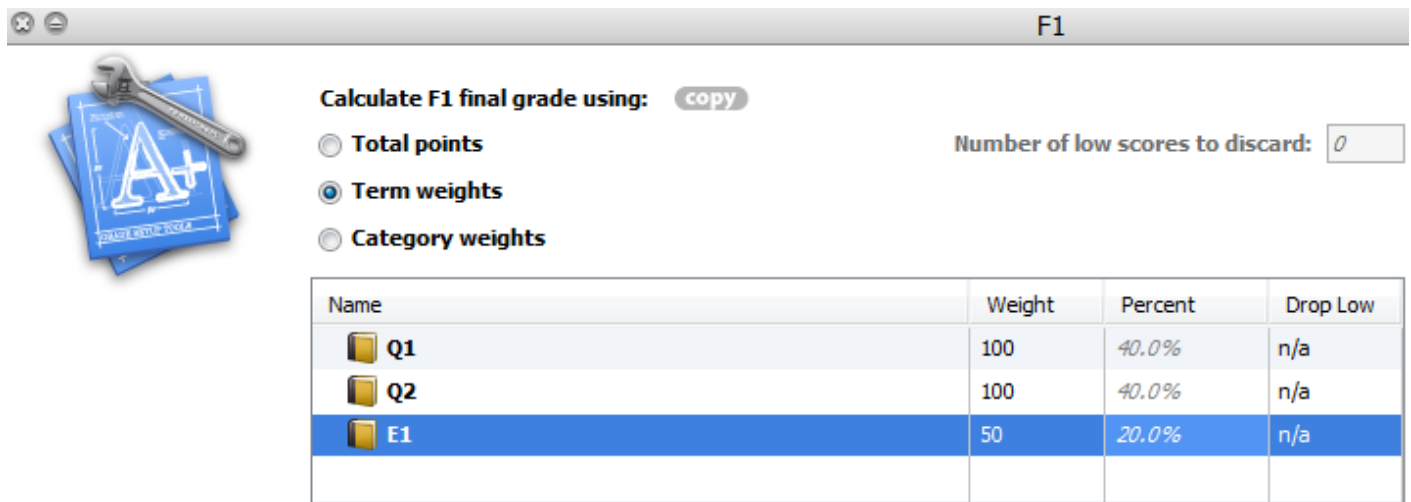


Calculate F1 final grade using: copy

Total points Number of low scores to discard:   
 **Term weights**  
 Category weights

Name	Weight	Percent	Drop Low
Q1	100	20.0%	n/a
Q2	100	20.0%	n/a
E1	50	10.0%	n/a
Q3	100	20.0%	n/a
Q4	100	20.0%	n/a
<b>E2</b>	<b>50</b>	<b>10.0%</b>	<b>n/a</b>

40/40/20 for semester classes



Calculate F1 final grade using: **copy**

Total points

Term weights

Category weights

Number of low scores to discard:

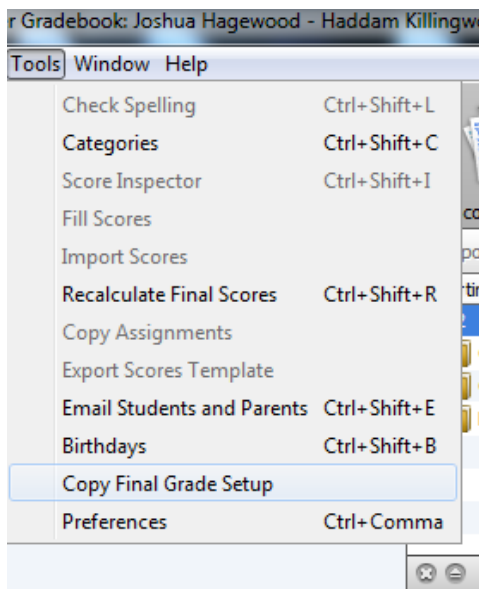
Name	Weight	Percent	Drop Low
Q1	100	40.0%	n/a
Q2	100	40.0%	n/a
E1	50	20.0%	n/a

5. Click Save.

6. You must do each class separately if choosing different term weights.

**If you want all your classes to be the same then**

1. Click Tools
2. Click Copy Final Grade Set-up

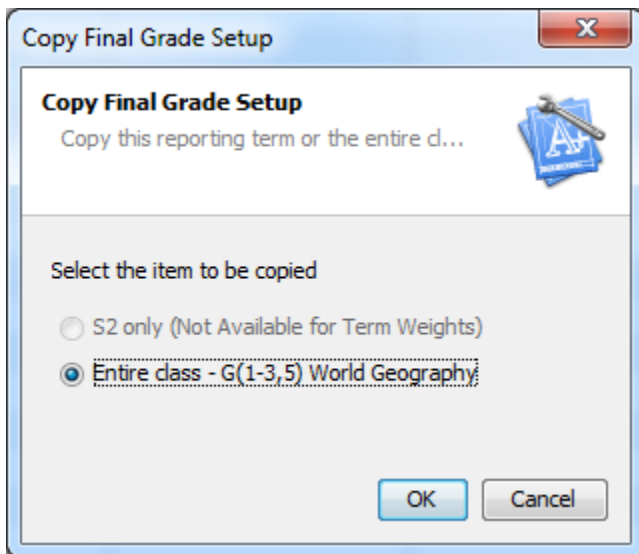


Gradebook: Joshua Hagewood - Haddam Killingwo

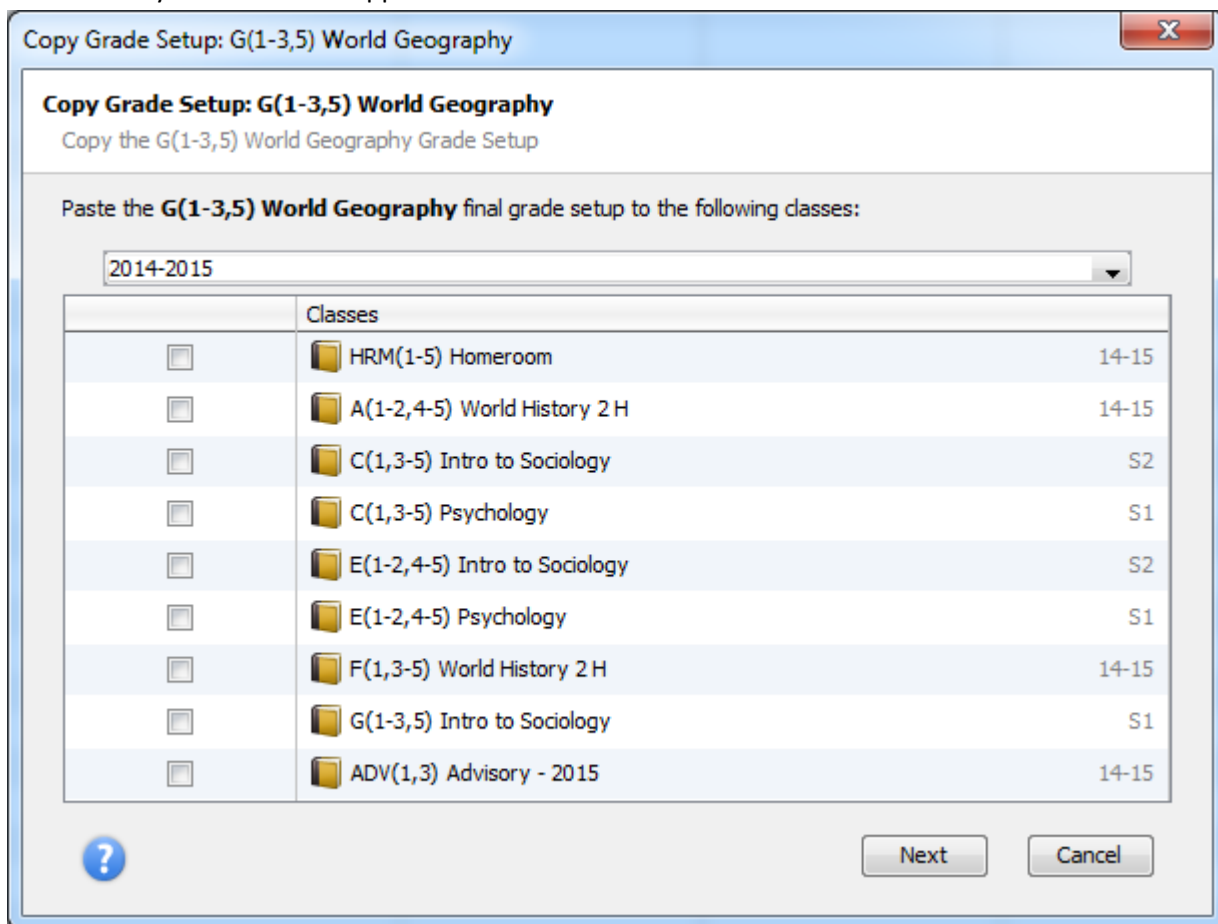
Tools Window Help

- Check Spelling Ctrl+Shift+L
- Categories Ctrl+Shift+C
- Score Inspector Ctrl+Shift+I
- Fill Scores
- Import Scores
- Recalculate Final Scores Ctrl+Shift+R
- Copy Assignments
- Export Scores Template
- Email Students and Parents Ctrl+Shift+E
- Birthdays Ctrl+Shift+B
- Copy Final Grade Setup**
- Preferences Ctrl+Comma

3. Click Entire Class



4. Click OK. All your classes will appear.



5. Check off the classes you want to have the same grade calculations.
6. Click Next
7. Review the copy function and click finish

**Copy Grade Setup: G(1-3,5) World Geography**

Copy the G(1-3,5) World Geography Grade Setup

Please confirm the following changes:

The final grade setup for each selected class will be updated. Any existing final grades for the reporting terms in those classes will be recalculated based on the new setup.

**Selection Summary:**

Source: G(1-3,5) World Geography

**To be copied to:**

E(1-2,4-5) Intro to Sociology

**Please confirm that the selections are correct, or go back to edit.**



Back

Finish

Cancel